



**POLICE AND CRIME COMMISSIONER**

# **PRECEPT SURVEY REPORT**

January 2023

## **1. Introduction**

- 1.1 The Policing Protocol Order 2011, which came into force on 16 January 2012, states that *“the Police and Crime Commissioner is the recipient of all funding, including the government grant and precept and other sources of income, related to policing and crime reduction and all funding for a force must come via the Commissioner”*.
- 1.2 In Cambridgeshire, police funding comes from three main sources.
- Central government grant
  - Local council tax (precept)
  - Other grants to support victims of crime.
- 1.3 The Police and Crime Commissioner has a statutory duty to set the precept for the Cambridgeshire force area, allowing him to decide the budget and allocate assets and funds to the Chief Constable for the forthcoming financial year.
- 1.4 The Commissioner has committed to engaging with the public regarding the precept decision-making processes via an online public survey.
- 1.5 This document sets out the approach taken by the Office of the Police and Crime Commissioner to deliver this commitment. It includes initial analysis of the public response to the survey.
- 1.6 On 14<sup>th</sup> December 2022, the Government settlement included an ability for Police and Crime Commissioners to increase the policing part of council tax by up to £15 per year (or 29p per week) in 2023/24 (based on a Band D property).
- 1.7 A [press release](#) explaining the proposed precept increase was published on the Police and Crime Commissioner’s website.

## **2 Outline of the survey**

- 2.1 The online public survey was undertaken by the Office of the Police and Crime Commissioner (OPCC), on behalf of the Police and Crime Commissioner (the “Commissioner”). Members of the public without access to the internet were offered the opportunity to provide their views via telephone and email.
- 2.2 The survey, which was hosted on the Commissioner’s website, was launched on 21 December 2022. The survey closed on 13 January 2023. A copy of the survey is shown at **Appendix 1** to this report.
- 2.3 The introduction to the survey outlined how this increase would enable the Chief Constable of Cambridgeshire Constabulary (the “Constabulary”) to support, train and equip the record number of officers we have in Cambridgeshire and Peterborough. The survey was designed to enable quantitative and qualitative analysis. It included separate questions seeking the views of the public about crime and policing. The focus of the questions was about safety, effectiveness and policing priorities. This enabled a ‘temperature check’ of issues local people are concerned about and how safe they feel. Some of the questions were a follow up to those used by the Commissioner to develop his Police and Crime Plan.
- 2.4 Included in the survey was an opportunity for members of the public to provide their views on the proposed increase to the policing part of council tax.

## **3. Summary of the survey activity**

- 3.1 The survey was launched and communicated to the public via the following methods:
- A press release containing a link to the survey and wider background was distributed to all Cambridgeshire and Peterborough media with an offer of broadcast interviews with the Commissioner
  - Regular social media posts (including reminders) on the Commissioner’s

Facebook, Twitter and Instagram accounts signposting to the press release, wider narrative and survey link

- Regular sharing by OPCC staff on LinkedIn.
- Distributed through the Commissioner's Ecops account (c.15,500 subscribers) with a reminder sent at the start of January 2023
- Distributed through the Commissioner's new monthly newsletter as part of its countywide launch.
- Shared with colleagues through the countywide Warn & Inform (public sector) Communications group for publication on staff intranets and sharing on their social media accounts
- Disseminated via partnership networks
- Shared with victim and witness service providers
- Shared with all councillors
- Shared with seldom-heard representative groups (including those representing black, minority and ethnic, non-English speaking and youth groups)

A full list of all channels engaged through the survey and resulting media coverage is provided at **Appendix 2** to this report.

- 3.2 Internally, officers, staff and volunteers from the Constabulary were engaged through internal channels and also given the opportunity to comment.

## **4 Initial Analysis of the Police Funding Survey 2023-24**

- 4.1 This section provides the methodology initial analysis of the responses to the Police Funding Survey 2023-24. This survey is one of the mechanisms to support the determination of the Police precept for 2023/24.

### **Methodology**

- 4.2 The survey opened on 22 December 2022 and closed at 5pm on 13 January 2023. The survey incorporated text fields, numeric fields and field supported by drop down options. For example one question asked, 'Do you consider yourself to live in an area which is: Rural or Urban? The text fields allowed respondees to add free text. An issue with limited character count was addressed. Initial

data cleansing was necessary to remove test responses.

4.3 Further data cleansing and analysis is required to explore the text responses provided to specific questions. In this initial analysis sentiment analysis has been used to gauge an answer to the following question.

- Please provide your views on increasing the policing part of council tax in the box below.

4.4 The remaining text fields provide perception data relating to safety and effectiveness. A further drop-down section asked the respondents to identify the top five priorities when it comes to tackling crime and keeping communities safe?

4.5 In total, 646 people responded to the survey. All respondents were via the online survey with no telephone calls received.

## **Initial Analysis and Findings**

### **Views on increasing the policing part of council tax**

4.6 Respondees provided their views on increasing the policing part of the council tax. The proposed increase was based upon a Band D property. Initial sentiment analysis focused upon whether the respondents generally agreed, generally disagreed or it was unclear in their response. An example for each response is as follows;

- Generally Supportive – ‘I support this increase to enable Cambs Police to be able to deliver vital services to the public.’
- Generally Unsupportive – ‘With the current cost of living crisis any cost increases have to be looked at with more scrutiny than ever. I do not support the increase proposed.’
- Unclear – ‘I don't quite see why it should cost more because of the band of house that you live in.’

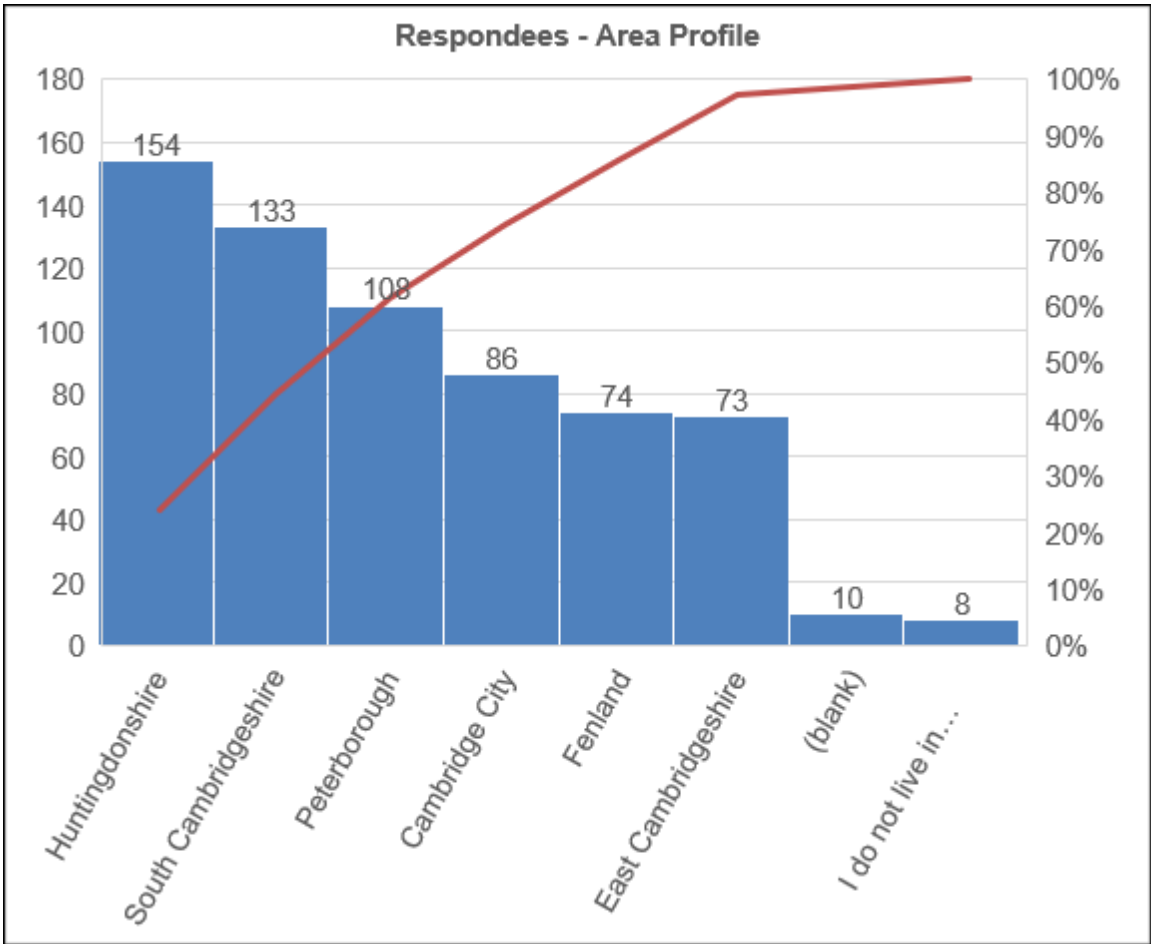
4.7 In total 640 (99%) people provided a response to this question. Of those 388 (61%) were generally supportive and 197 (31%) were generally unsupportive.

The remaining 55 (8%) people were considered unclear in the response.

**Demography**

**Responses by area**

4.3 Chart 1 shows the total number of people who responded by area. Of the 646 people who responded to the survey, Huntingdonshire had 153 (24%) responses, the highest of all areas. This was followed by South Cambridgeshire, Peterborough, Cambridge City, Fenland and East Cambridgeshire. A further 18 respondees either preferred not to disclose which area they lived in, identified that that they did not live in the area, but worked in the area or did not respond to this question. Although the number of responses is lower than the survey undertaken as part of the 2022/23 process, the profile is similar. For example, in 2022/23 Huntingdonshire had a 25% response rate.



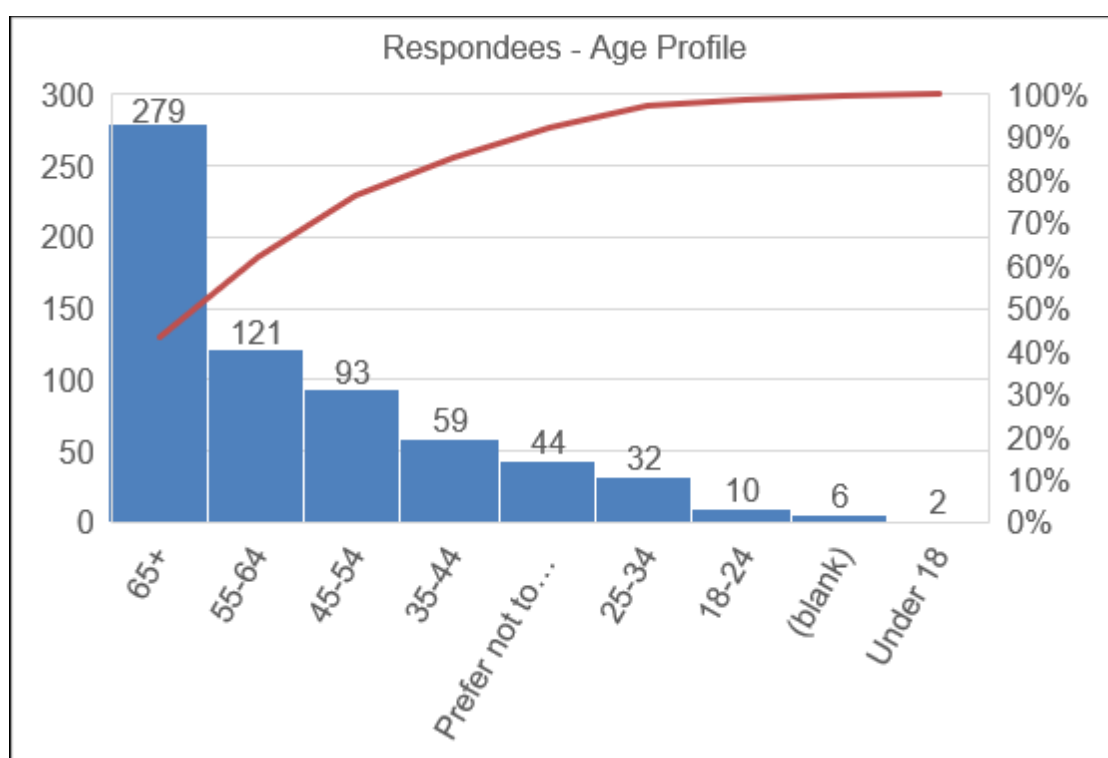
**Chart 1: Responsees – Area Profile.**

4.4 A further question with this survey explored whether the respondees

considered whether they lived in a rural or urban setting. Of those that responded to this question 48% (309) considered that they lived in a rural setting whilst 51% (328) lived in an urban setting.

### Responses by age

- 4.5 Chart 2 provides a break down by age of those who responded to the survey. In a similar trend to the 2022/23 precept survey, the highest response rate came from the 65+ age group, with 279 (43%) people responding.



**Chart 2: Respondees – Age Profile.**

### Ethnicity

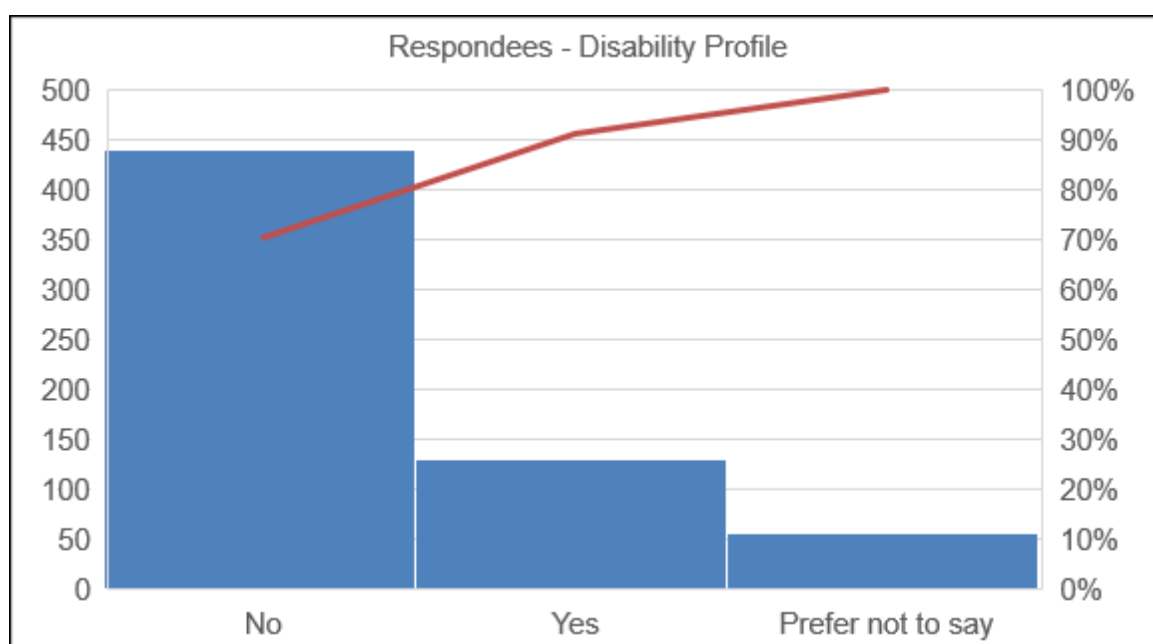
- 4.6 Table 1 provides a breakdown by ethnicity. Of the 646 people who responded to the survey, seven left this question blank and a further 44 people preferred not to disclose their ethnicity. The majority of the respondents 473 (73%) categorised themselves as White English. For 2022/23, 72% categorised themselves as White English. The ethnicity profile of respondents is not representative of the diverse communities across Cambridgeshire.

Ethnicity	Total
African	1
Any other ethnic group (please specify)	1
Any other Mixed or Multiple ethnic background	2
Any other White background	21
Asian or Asian British	3
Black, African, Caribbean or Black British	4
Chinese	2
Indian	5
Prefer not to say	55
White and Asian	2
White and Black African	1
White British	45
White English	473
White Northern Irish	4
White Scottish	10
White Welsh	10
(blank)	7

**Table 1: Respondees – Ethnicity Profile**

## Disability

- 4.7 Chart 3 provides a break down by disability of those who responded to the survey. Twenty one people left this question blank.

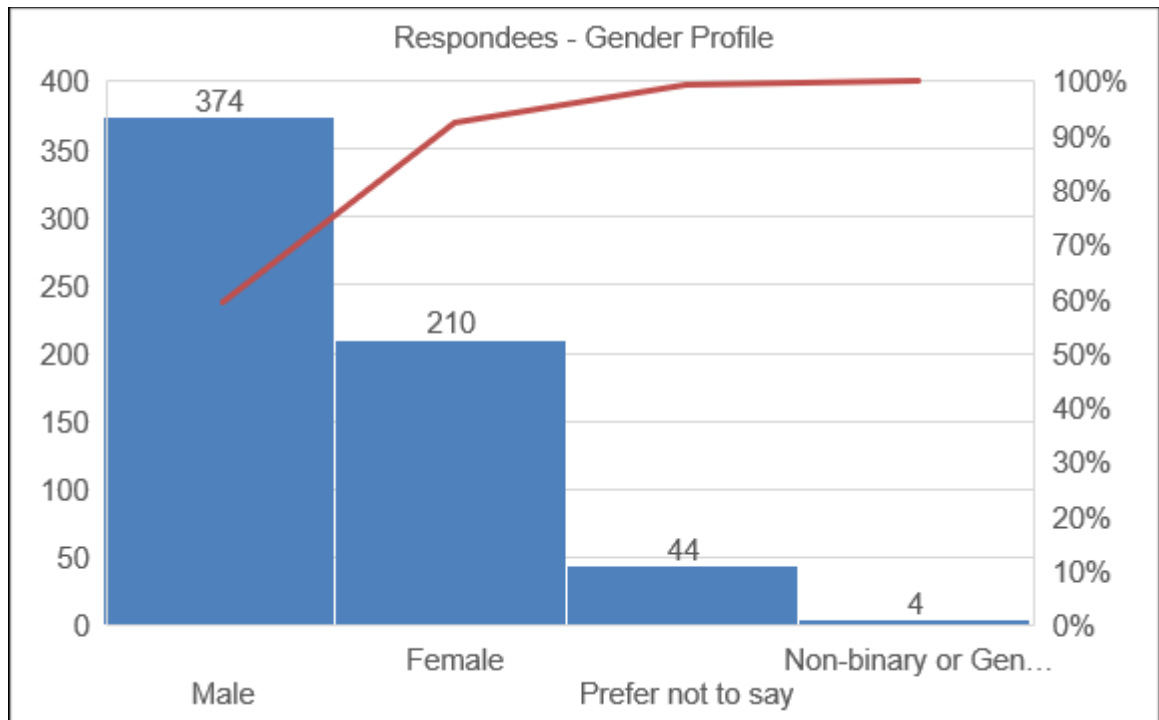


**Chart 3: Respondees – Disability Profile.**



## Gender

- 4.8 Chart 4 provides a break down by gender of those who responded to the survey. Fourteen people did not respond to this question.



**Chart 4: Respondees – Gender Profile.**

## 5 Conclusion

- 5.1 In total, 646 people responded to this survey.
- 5.2 The key question, which related to public views regarding the proposed precept concluded that 61% responded positively to the increase.

## Appendix 1 – The Survey

### Survey documents

#### Police funding 2023-24 survey



#### Have your say on police funding for 2023-24

As Police and Crime Commissioner, it's my job to set the budget for the Constabulary.

The money for this comes partly from government and partly from your local council tax and that is why I am asking for your views in this short survey.

I want you to tell me what matters to you in terms of policing and crime. This will help me to understand your continued concerns and inform my final decision on how much I should raise the policing part of council tax.

As we enter 2023, the current cost of living crisis presents fresh challenges for everyone. This includes resourcing policing to meet the issues ahead. I need to do everything I can to make sure our police force is able to keep you safe.

I am therefore asking for your views as I consider increasing the policing part of council tax by 5.8%. For a property in Band A, this would be an additional 19p per week, or 29p per week for a Band D.

This would enable the Chief Constable to support, train and equip the record number of officers we have in Cambridgeshire and Peterborough.

Please provide your views on increasing the policing part of council tax in the box below. **(Required)**

On a scale of 1-10, with 1 being very unsafe and 10 being very safe, how safe do you feel in Cambridgeshire and Peterborough? **(Required)**

1	2	3	4	5	6	7	8	9	10
<input type="radio"/>	<input type="radio"/>	<input type="radio"/>	<input type="radio"/>	<input type="radio"/>	<input type="radio"/>	<input type="radio"/>	<input type="radio"/>	<input type="radio"/>	<input type="radio"/>

Please use this space to tell us why you feel safe or unsafe.

(This field is optional)

On a scale of 1-10, with 1 being very ineffective and 10 being effective, how do you think the police are dealing with anti-social behaviour and crime? **(Required)**

1	2	3	4	5	6	7	8	9	10
<input type="radio"/>	<input type="radio"/>	<input type="radio"/>	<input type="radio"/>	<input type="radio"/>	<input type="radio"/>	<input type="radio"/>	<input type="radio"/>	<input type="radio"/>	<input type="radio"/>

## Appendix 2 – Survey Engagement Activity

Target audience	Links/resulting coverage
<b>All Cambs &amp; Peterborough media</b>	
TV/radio interviews	BBC Cambs Chris Mann show – Drive Time
	That's TV West Anglia
Cambridge Independent	<a href="https://www.cambridgeindependent.co.uk/news/cambridgeshire-police-and-crime-commissioner-seeks-views-on-police-funding-1.1000000">Cambridgeshire police and crime commissioner seeks views on police funding (cambridgeindependent.co.uk)</a>
Cambridge Live	<a href="https://www.cambridge-news.co.uk/news/cambs-police-commissioner-considers-raising-council-tax-to-pay-for-policing-1.1000000">Cambs police commissioner considers raising council tax to pay for policing - Cambridgeshire Live (cambridge-news.co.uk)</a>
Hunts post	<a href="https://www.thehuntspost.co.uk/news/cambridgeshire-police-commissioner-seeks-views-on-police-funding-for-2023-24-1.1000000">Commissioner seeks your views on police funding for 2023-24   The Hunts Post</a>
Fenland Citizen	<a href="https://www.fenlandcitizen.co.uk/news/cambridgeshire-police-commissioner-wants-your-views-on-5.8-rise-in-police-funding-1.1000000">Cambridgeshire's Police Commissioner wants your views on 5.8% rise in police funding (fenlandcitizen.co.uk)</a>
Peterborough Telegraph	<a href="https://www.peterboroughtoday.co.uk/news/cambridgeshire-police-looking-to-increase-council-tax-by-up-to-29p-per-week-1.1000000">Cambridgeshire Police looking to increase council tax by up to 29p per week   Peterborough Telegraph (peterboroughtoday.co.uk)</a>
<b>Social Media platforms and channels</b>	
Facebook – 1.9k followers	<p>21 Dec: Facebook stories – 44 views</p> <p>3 Jan: 4362 impressions, 14 shares, 76 link clicks</p> <p>10 Jan: 1450 impressions, 16 link clicks</p> <p>12<sup>th</sup> Jan: 148 impressions, 1 link click</p>
Twitter – 3,857 followers	<p>21 Dec: 183 impressions, 1 retweet, 1 like, 11 link clicks</p> <p>3 Jan: 1599 impressions, 7 retweets, 1 quoted retweet, 1 like, 14 link clicks</p> <p>10 Jan: 1449 impressions, 6 retweets, 1 quoted retweet, 16 link clicks</p> <p>12 Jan: 150 impressions, 1 retweet, 1 link click</p>

Instagram – 564 followers	94 accounts reached  21 December: Insta stories post – 44 views  3 Jan: Instagram post, 103 impressions
LinkedIn	Staff profiles – 324 impressions & 1 repost
<b>Internal</b>	
Force intranet	Internal round up
<b>Stakeholders</b>	
Warn and inform group	To share on staff intranets
<b>Watch groups</b>	
Speedwatch	
Neighbourhood Watch	
Countryside Watch	
Rural Crime Action Team (network)	
Neighbourhood Policing Teams	
<b>Community Safety Partnerships</b>	
East Cambs CSP	
South Cambs CSP	
Cambridge City CSP	
Fenland CSP	
Hunts CSP	
Peterborough CSP	
<b>Panel</b>	
Police and Crime Panel	Via Panel Chair, Edward Leigh
<b>Volunteers</b>	
Community Scrutiny Group	
ICVs	
<b>Subscribers</b>	
Neighbourhood Alert subscribers, c.15,500	Via OPCC account  2 x separate messages – 21 <sup>st</sup> Dec 2022 and 3 <sup>rd</sup> Jan 2023
PCC's newsletter 1 <sup>st</sup> Edition (Dec 2022)	To new subscribers (approx 120)

<b>Business Groups</b>	
Chambers of Commerce	
Federation of Small Businesses	Survey shared by Jeremy Reeve on Twitter (499 followers) – twice
<b>Cambs Youth Panel</b>	
<b>Cambs &amp; Peterborough Councillors</b>	Shared with all Cambridgeshire Councillors
	Abbey Ward Facebook page (Cambs City)
	Hampton Vale Ward Facebook page (Peterborough)
	Little Downham Notice Board Pymoor Notice Board Coveney and Wardy Hill (East Cambs)
	Huntingdon Facebook page
	Fletton and Stanground Facebook page
	Cambridge City Socials
	Warboys Facebook group (Huntingdon)
	Upwood Parish Council, Pidley cum Fenton, Broughton, Wistow, Woodhurst, Oldhurst and Ramsey Facebook pages (Huntingdon)
	Facebook page for Stilton and Sawtry ward
	Peterborough West Facebook page
	Peterborough Facebook page
	Paston and Walton Social media (Peterborough)
	Loves Farm St Neots, Wintringham Community
<b>Community Leaders</b>	
<b>Victim Support Services (providers)</b>	Peterborough Women's Aid Choices Cambridge Women's Resource Centre Embrace – Child Victims of Crime

**Produced by:**

Office of the Police and Crime Commissioner for Cambridgeshire and Peterborough  
PO Box 688, Huntingdon, Cambridgeshire, PE29 9LA

**Tel:** 0300 333 3456

**E-mail:** cambs-

pcc@cambs.pnn.police.uk

**Online:** [www.cambridgeshire-pcc.gov.uk](http://www.cambridgeshire-pcc.gov.uk) **Twitter:** @pcccambbs  
**Facebook:** @CambsPCC

January 2023

This page is intentionally left blank